

energia cria energia



Galp Monitoring Report on the Power Market

11/jan
Week 3/2022

In this report:

Power

Últimas Notícias
Futures - Settlement Prices - FTB
Evolução Histórica dos Futuros OMIP – FTB
Energia Mensal por Tecnologias
Preços Médios Mensais OMIE-PT vs Spread PT/ES
Preço CO2 - Contrato de Dezembro
Produção Eléctrica
Utilização Média da Capacidade de Interligação
Fontes de Produção - 12/2021
Regimes de Produtibilidade
Potência Instalada - 12/2021
Temperatura Indicativa
Estado de Armazenamento das Albufeiras - 12/2021

Privacy & Disclaimer

Galp Monitoring Report on the Power Market



Electricidade

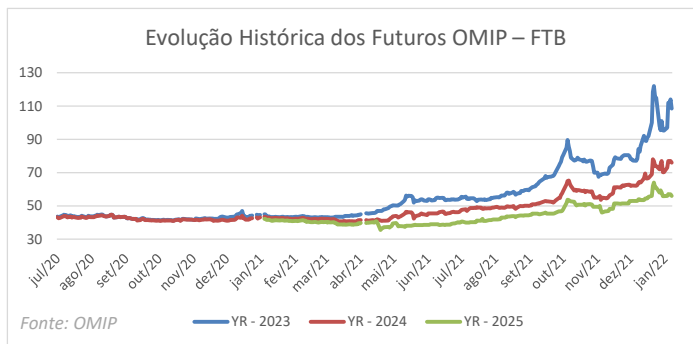
Últimas Notícias

- [EN] 2021: Year of recovery and records in European energy markets
- [EN] January started with price increases in all European electricity markets
- [EN] Electricity – The most expensive in Europe?
- [PT] Economia da UE reduziu 24% as emissões poluentes desde 2008
- [PT] Renováveis abasteceram 59% do consumo de eletricidade em Portugal no ano passado

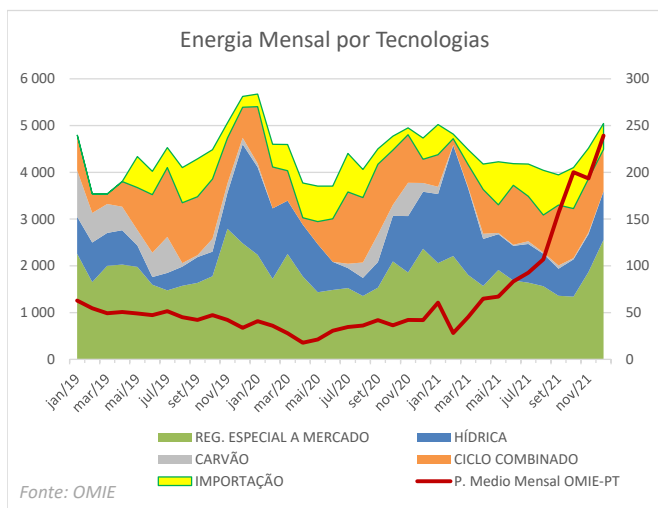
Futures - Settlement Prices - FTB

€/MWh	Q2-22	Q3-22	Q4-22	YR-2023
07/jan	191,00	200,00	195,00	76,00
31/dez	↑ 180,94	↑ 183,46	↑ 188,21	↓ 70,25
07/dez	↑ 139,00	↑ 129,65	↑ 139,78	↓ 78,25

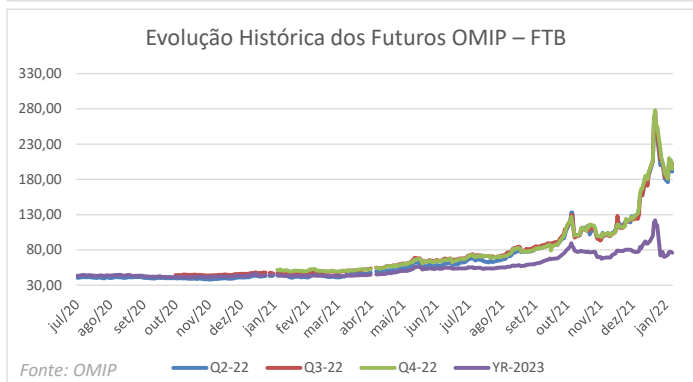
Fonte: OMIP



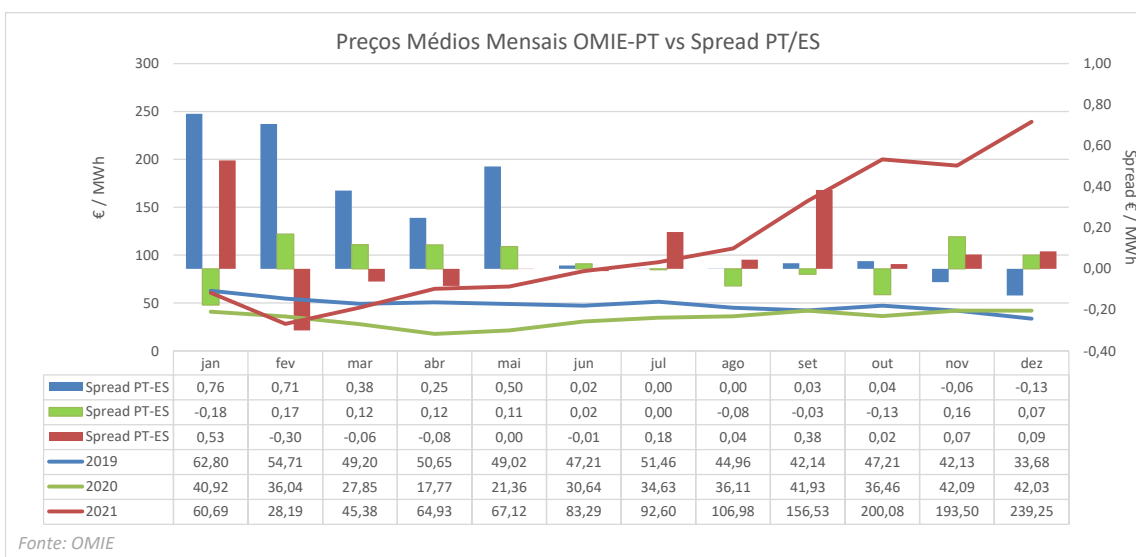
Fonte: OMIP



Fonte: OMIE

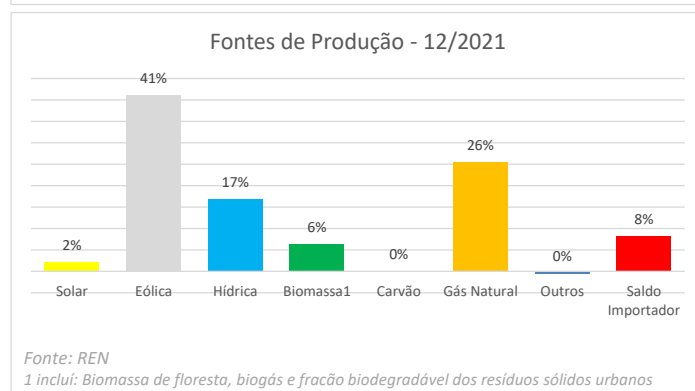
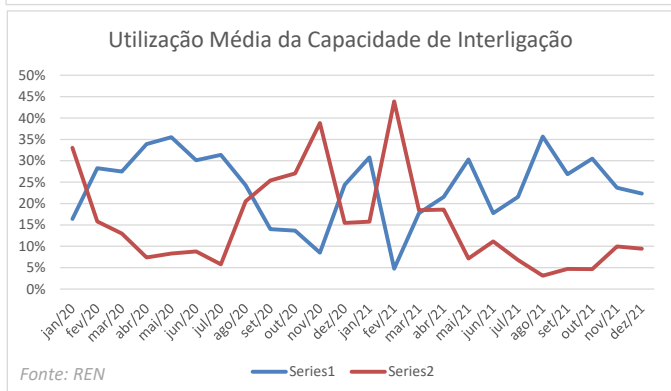
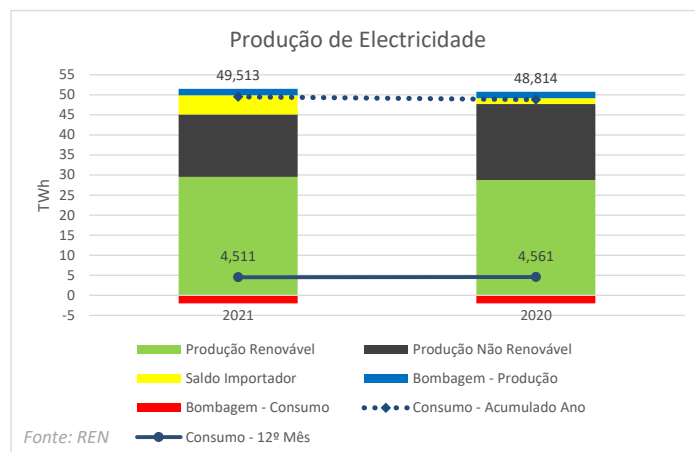
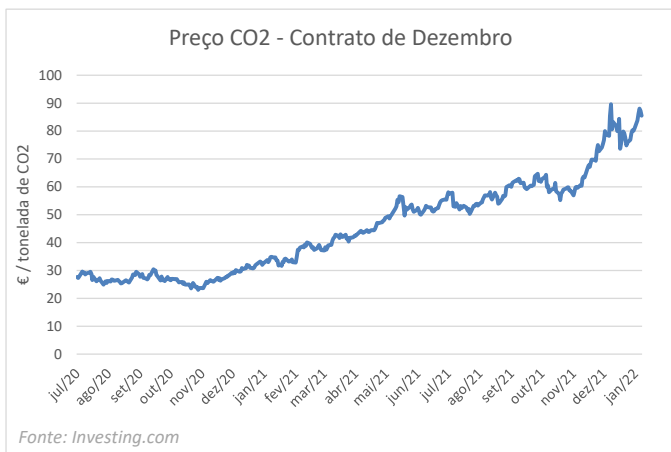


Fonte: OMIP



Fonte: OMIE

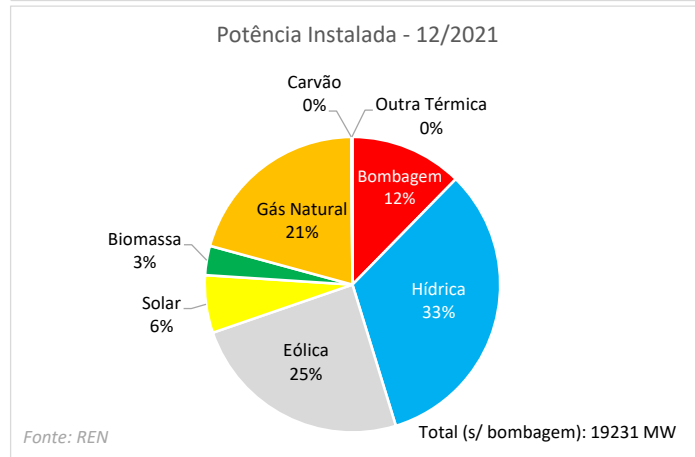
Galp Monitoring Report on the Power Market



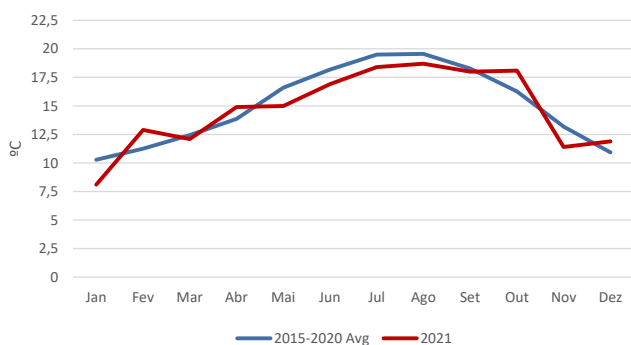
Regimes de Produtibilidade

Produtibilidade	Mês 11/2021	Acum. até: 11/2021	Mês 11/2020	Acum. até: 11/2020
Índice de Produtibilidade Hidroelétrica	0,37		0,96	
Ano Civil		1,01		0,97
Ano Hidrológico	0,43			0,98
Índice de Produtibilidade Solar	1	1	1	0,97
Utilização (%)	18,1	22,2	12,4	20,8
Índice de Produtibilidade Eólica	0,97	0,97	0,88	0,92
Utilização (%)	26,3	25,7	30,6	25,0

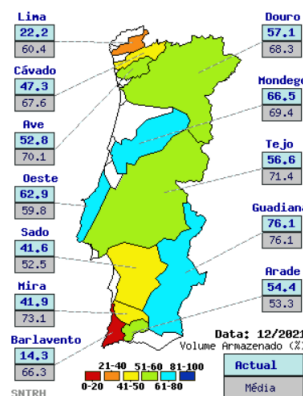
Fonte: REN



Temperatura Indicativa



Estado de Armazenamento das Albufeiras - 12/2021



Galp Monitoring Report on the Power Market



Privacy & Disclaimer

This document, elaborated by Galp's Power Pricing department, is destined for our best customers and for private use only. Its diffusion or reproduction is strictly forbidden and unauthorized by Galp. Please also note that the information here available is subject to change and is merely indicative and, therefore, Galp is not responsible for any errors, omissions or modifications of the data presented in this report, neither possible consequences associated to the use of this information. This communication has been prepared for information purposes only. It does not constitute a recommendation or solicitation to buy, sell, subscribe for or underwrite any financial instrument. Furthermore, the data here presented is obtained from sources believed to be reliable and in good faith. No representation or warranty is made that it is accurate or complete.